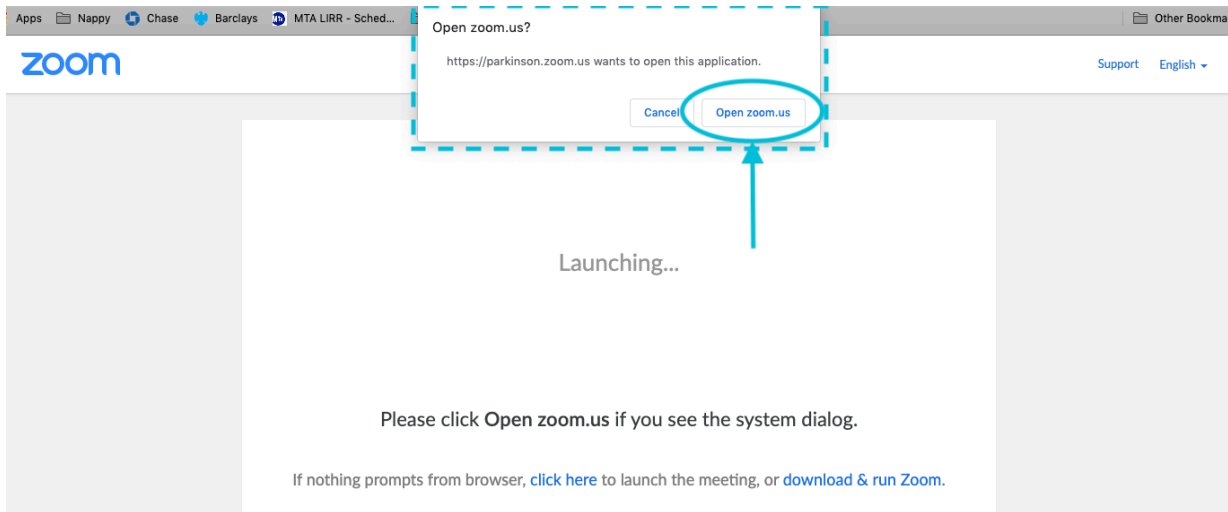


Instructions: You may join the online program using a computer or phone, but we recommend using a computer so that you are able to view slides, see other participants, as well as use the Chat/Q&A window to share any comments or questions. There are three options below to watch the program.

Option 1: (RECOMMENDED) Watch the live online program on your computer using the Zoom application.

- Download the free application, *Zoom Client for Meetings*, from zoom.us and follow the installation instructions
- Once installed on your computer, open the application
- Go back to the email you received after registering for the program and click “Click Here to Join”
- The online program will automatically open through the app
- If this window opens, click “Open zoom.us”



Option 2: Watch the live online program using your smartphone / tablet (requires downloading free ZOOM application)

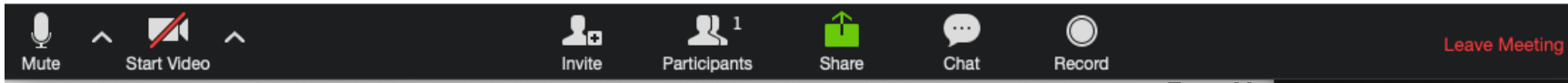
- Download “ZOOM Cloud Meetings” application:
 - iOS (iphone) – App Store / Android (Samsung) – Google Play Store
- After the app is installed, open the app
- Go back to the email you received after registering for the program and click “Click Here to Join”
- The online program will automatically open through the app
- Enter the name you want other attendees to see and click “Join”

Option 3: Listen to the live online program using your telephone (You will not be able to see any slides/videos, nor have the opportunity to type in your questions)

- Dial 669 900 6833. Enter the Meeting ID written on the email you received after registering for the program

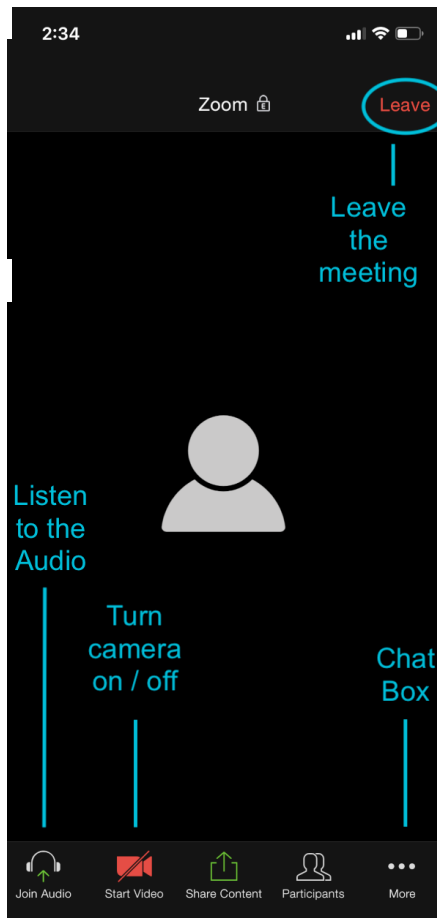


Zoom Application on a Computer:



- You will see options at the bottom left-hand side of your screen for audio controls (microphone icon) and video (camera icon).
- A red slash will appear through the icons as you choose “mute” or “unmute” and “start video” and “stop video.”
- There will be a “Chat” option at the bottom of your screen, be aware that you may choose an individual participant or “everyone” as the recipient of your chat message.
- If you need to leave the meeting early for any reason, simply click the red “Leave Meeting” button at the bottom right-hand side of the screen. You can always rejoin the meeting while it is in session.

Zoom Application on Mobile / Tablet:



- **Join Audio** – Click “Call using Internet Audio” so you may hear the meeting
- **Start Video** – A red slash will appear as you turn your camera on / off
- **More** – Chat with other participants and submit questions for our speakers
- **Leave** – Leave the meeting at any point. You can always rejoin while it is in session.

